



# West Virginia Perinatal Summit

Welcome  
from the  
West Virginia  
Perinatal Partnership

OCTOBER  
12-14  
2022

[wvperinatal.org](http://wvperinatal.org)

*Founded in 2006*



*Independent and Incorporated 2019*

West Virginia Perinatal Partnership

*Working together for  
healthier mothers and  
babies*

# West Virginia Perinatal Partnership

*A statewide partnership of healthcare professionals and public and private organizations committed to improving perinatal health in West Virginia.*

## Our Vision

Healthy mothers and healthy babies  
in a supportive community

## Our Mission

To engage and unite healthcare providers and stakeholders in improving maternal and infant health outcomes







## Maternity Care

- AIM Patient Safety Bundles
- Doula training and doulas
- Teen and Unplanned Pregnancies
- Maternal Risk Screening
- Maternity Care Providers Shortage
- Transport



# State of Perinatal Health - Births

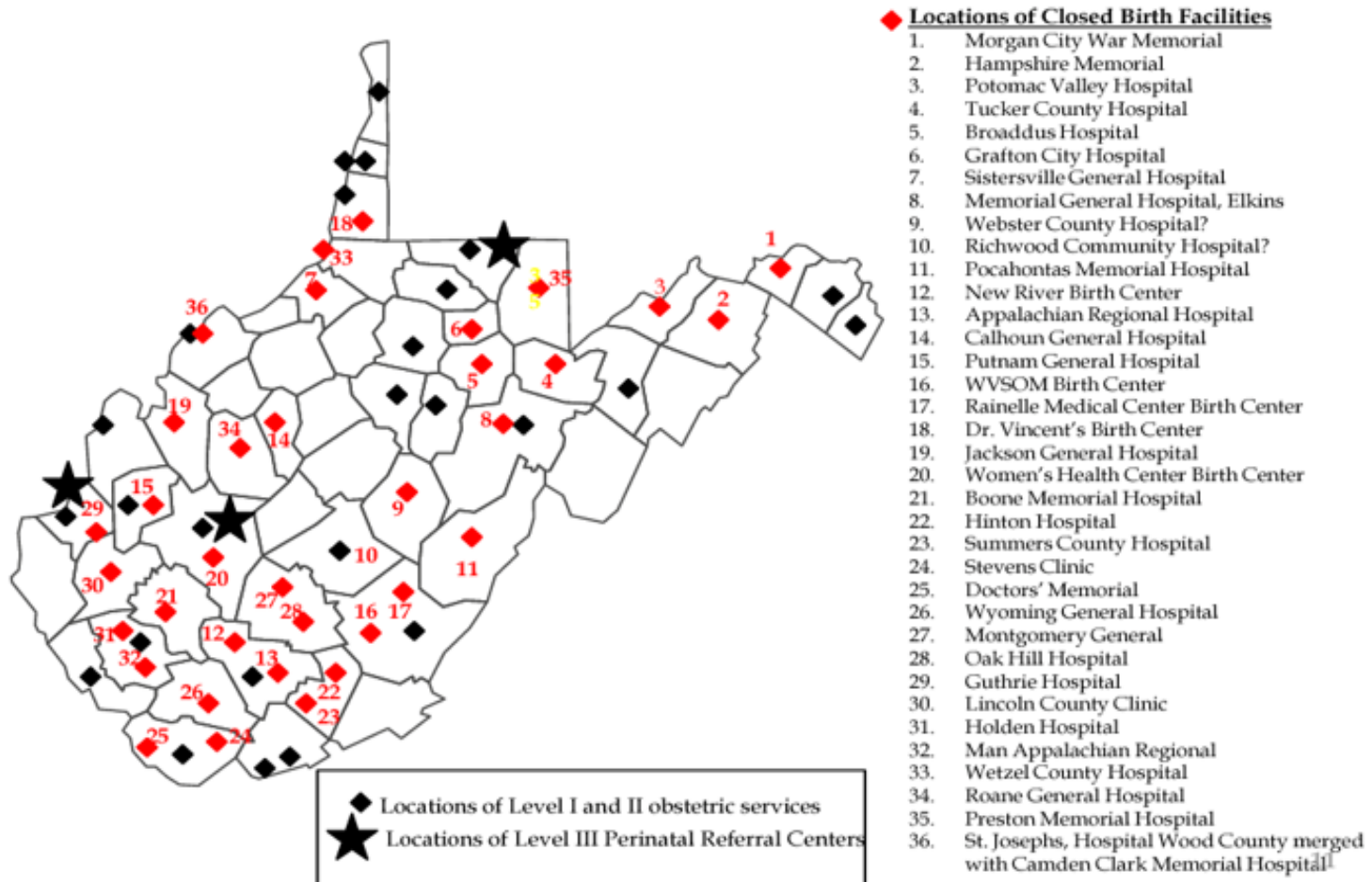
Year	# of Births in WV	# of Births in WV to In-State Residents	# of Births in WV to Out-of-State Residents
2006 (Initial Year)	21,137	18,592	2,545
2012	21,154	18,494	2,660
2013	21,127	18,410	2,717
2014	20,556	17,890	2,666
2015	20,426	17,461	2,965
2016	19,889	16,889	2,990
2017	19,255	16,357	2,898
2018	19,041	15,990	3,051
2019	19,008	15,878	3,130
2020	18,380	15,070	3,310
2021	18,335	15,002	3,333

Source: WV Health Statistics Center, Vital Statistics System  
 Note: 2021 Data are preliminary





## Locations of 2012 Licensed Birth Facilities and Birth Facilities that have closed since 1976



# 2020-2021 WV Occurrence Births by Hospital

Hospital	2020	2021	Hospital	2020	2021
Berkeley Medical Center	1,105	1,101	Raleigh General Hospital	838	718
Bluefield Regional Medical Center	166	0	Reynolds Memorial Hospital	218	263
Cabell Huntington Hospital	2640	2426	St. Joseph's Hospital	304	335
Camden-Clark Medical Center	1,176	1,168	St. Mary's Medical Center	316	365
CAMC – Women's & Children's	2,740	2,878	Stonewall Jackson Memorial	166	144
Davis Medical Center	226	196	Thomas Memorial Hospital	795	779
Fairmont Regional Medical Center	29	0	United Hospital Center	996	889
FamilyCare OB/GYN & Birth Center	19	2	University Healthcare (Jefferson)	213	187
Grant Memorial Hospital	249	205	WVU Hospitals, Inc.	2,037	2,331
Greenbrier Valley Medical Center	391	371	Weirton Medical Center	524	564
Logan Regional Medical Center	175	168	Wheeling Hospital	1,167	1,090
Monongalia General Hospital	903	937			
Pleasant Valley Hospital	13	1	Home Births	137	214
Princeton Community Hospital	813	996	Other Hospitals and Locations	24	37

Source: WV Health Statistics Center, Vital Statistics System  
 Note: 2021 data is preliminary





# WV Resident Birth Outcome Rankings, 2020

Birth Outcome	WV	U.S.	WV Rank
Cesarean Delivery	34.2%	31.8%	7 <sup>th</sup> Highest
Preterm Births	12.0%	10.1%	4 <sup>th</sup> Highest
Low Birth Weight	9.3%	8.2%	10 <sup>th</sup> Highest
Very Low Birth Weight	1.4%	1.3%	14 <sup>th</sup> Highest
Teen Birth Rate (Age 15-19)	22.5 per 1,000	15.4 per 1,000	8 <sup>th</sup> Highest
Infant Mortality	7.5 per 1,000	5.4 per 1,000	8 <sup>th</sup> Highest
Maternal Mortality	22.3 per 100,000 (2018-2020)	17.4 per 100,000 (2018-2020)	20 <sup>st</sup> Highest

Source: NCHS, National Vital Statistics System



# Percent Cesarean Among WV NTSV Births, 2010-2021

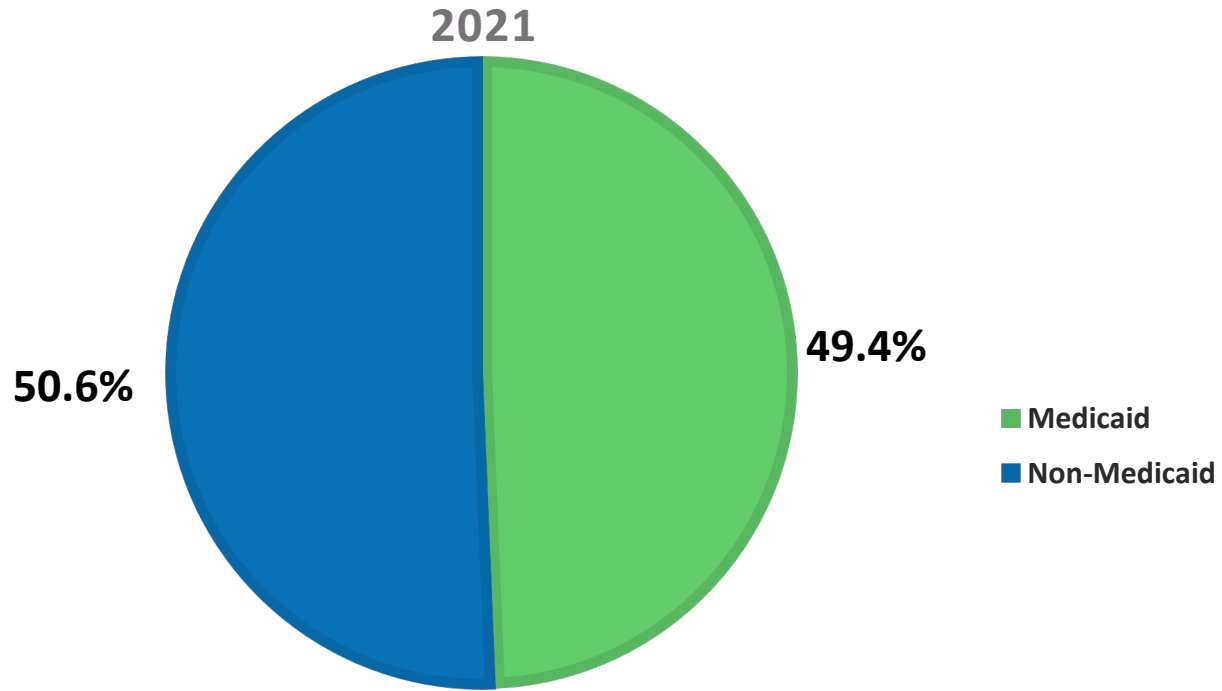


Source: WV Health Statistics Center, Vital Statistics System

Note: 2021 Data are preliminary



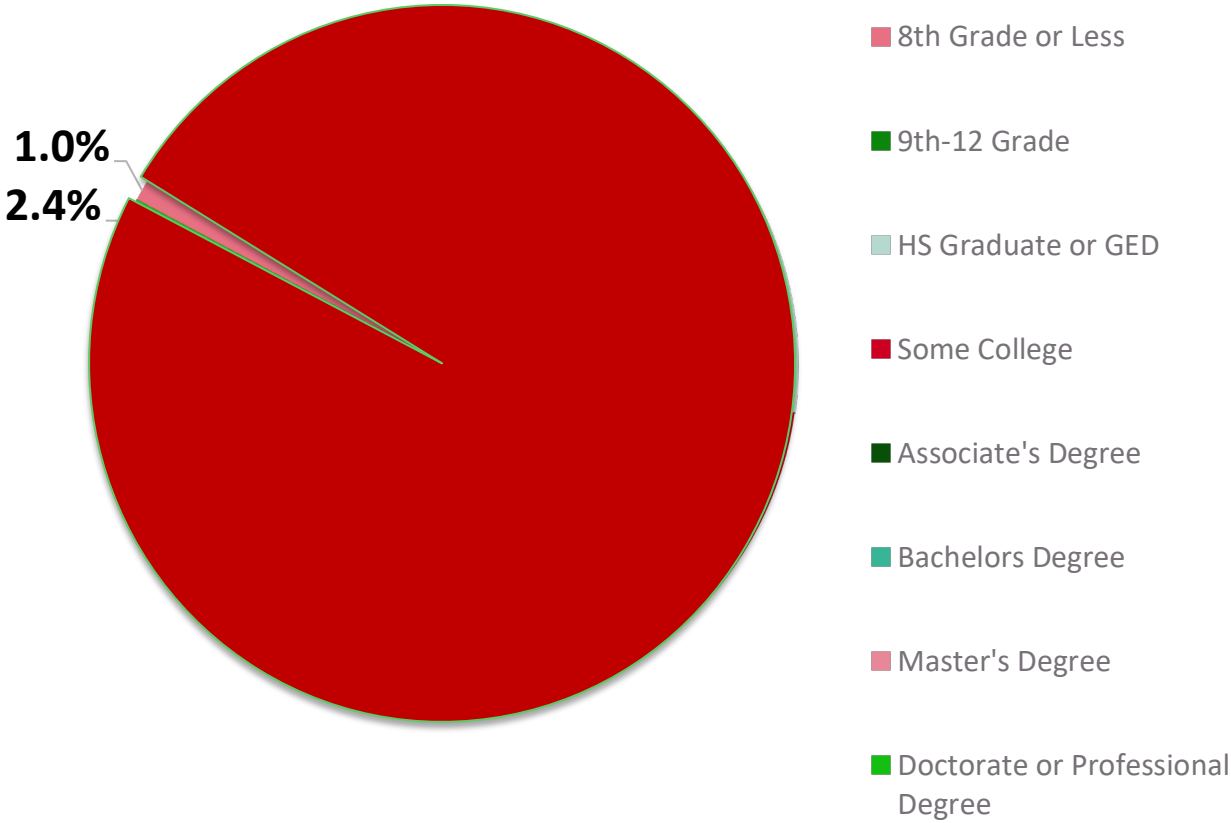
# WV Occurrence Births by Pay Source



Source: WV Health Statistics Center, Vital Statistics System  
Note: 2021 data are preliminary



# WV Resident Births by Maternal Education, 2021



Source: WV Health Statistics Center, Vital Statistics System  
Note: 2021 Data are preliminary



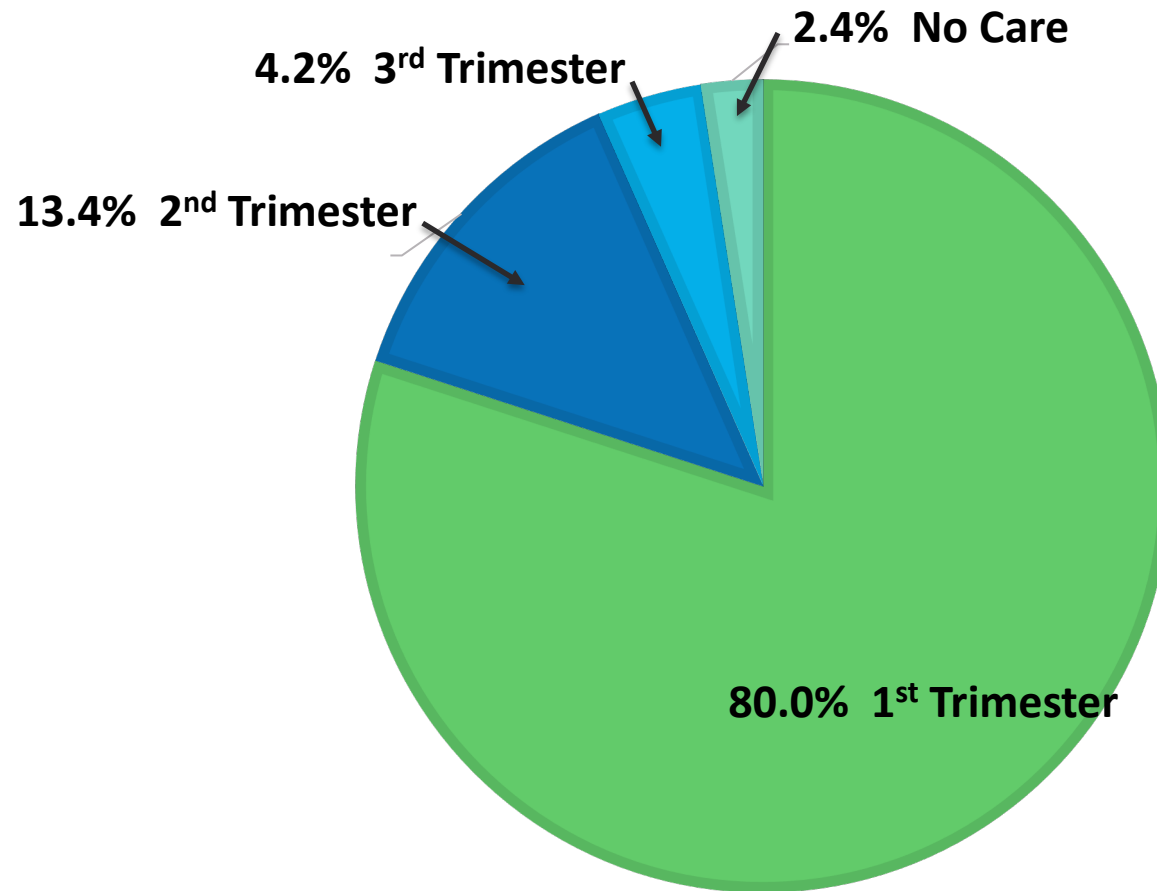
# Trimester Prenatal Care Began West Virginia Resident Births, 2006-2021

Year	Total Births with Known Prenatal Care	First Trimester		Second Trimester		Third Trimester		No Care	
		Number	Percent	Number	Percent	Number	Percent	Number	Percent
2006	20,450	16,669	81.5%	3,001	14.7%	639	3.1%	141	0.7%
2010	19,260	16,009	83.1%	2,609	13.5%	531	2.8%	111	0.6%
2011	20,268	16,958	83.7%	2,711	13.4%	488	2.4%	111	0.5%
2012	20,565	17,296	84.1%	2,653	12.9%	504	2.5%	112	0.5%
2013	20,529	16,729	81.5%	3,061	14.9%	607	3.0%	132	0.6%
2014	19,849	15,346	77.3%	3,381	17.0%	928	4.7%	194	1.0%
2015	19,405	15,253	78.6%	3,125	16.1%	824	4.2%	203	1.0%
2016	18,924	15,047	79.5%	2,851	15.1%	767	4.1%	259	1.4%
2017	18,443	14,358	77.8%	2,901	15.7%	922	5.0%	264	1.4%
2018	18,058	14,291	79.1%	2,593	14.4%	842	4.7%	332	1.8%
2019	17,962	14,343	79.9%	2,551	14.2%	718	4.0%	350	1.9%
2020	17,237	13,715	79.6%	2,436	14.1%	718	4.2%	367	2.1%
2021	16,974	13,586	80.0%	2,267	13.4%	710	4.2%	411	2.4%

Source: WV Health Statistics Center, Vital Statistics System  
Note: 2021 Data are preliminary



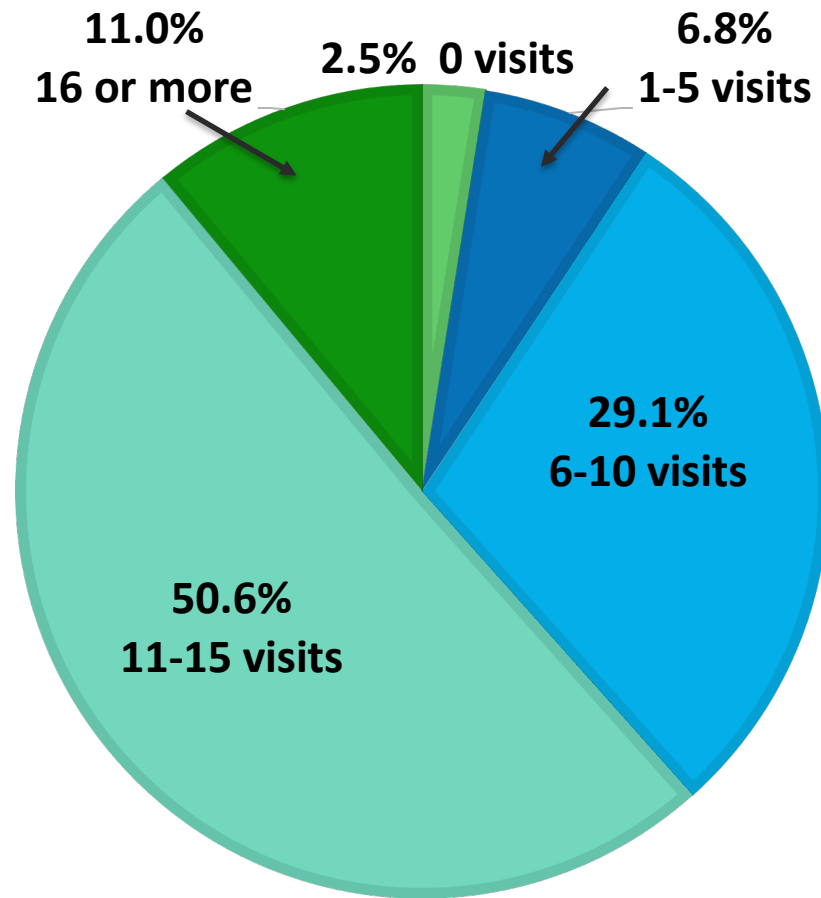
# Trimester Prenatal Care Began, WV Residents, 2021



Source: WV Health Statistics Center, Vital Statistics System  
Note: 2020 Data are preliminary



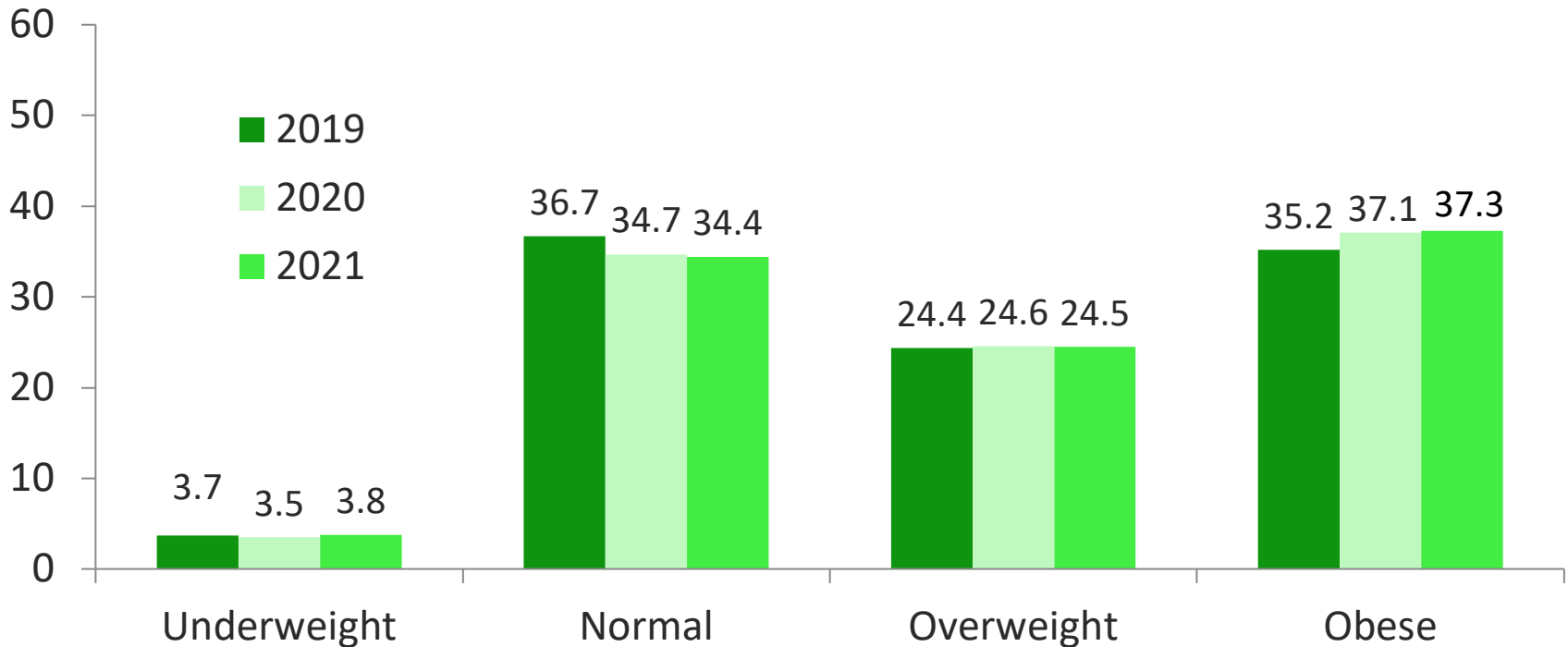
# Prenatal Care Visits, WV Residents, 2021



Source: WV Health Statistics Center, Vital Statistics System  
Note: 2021 Data are preliminary



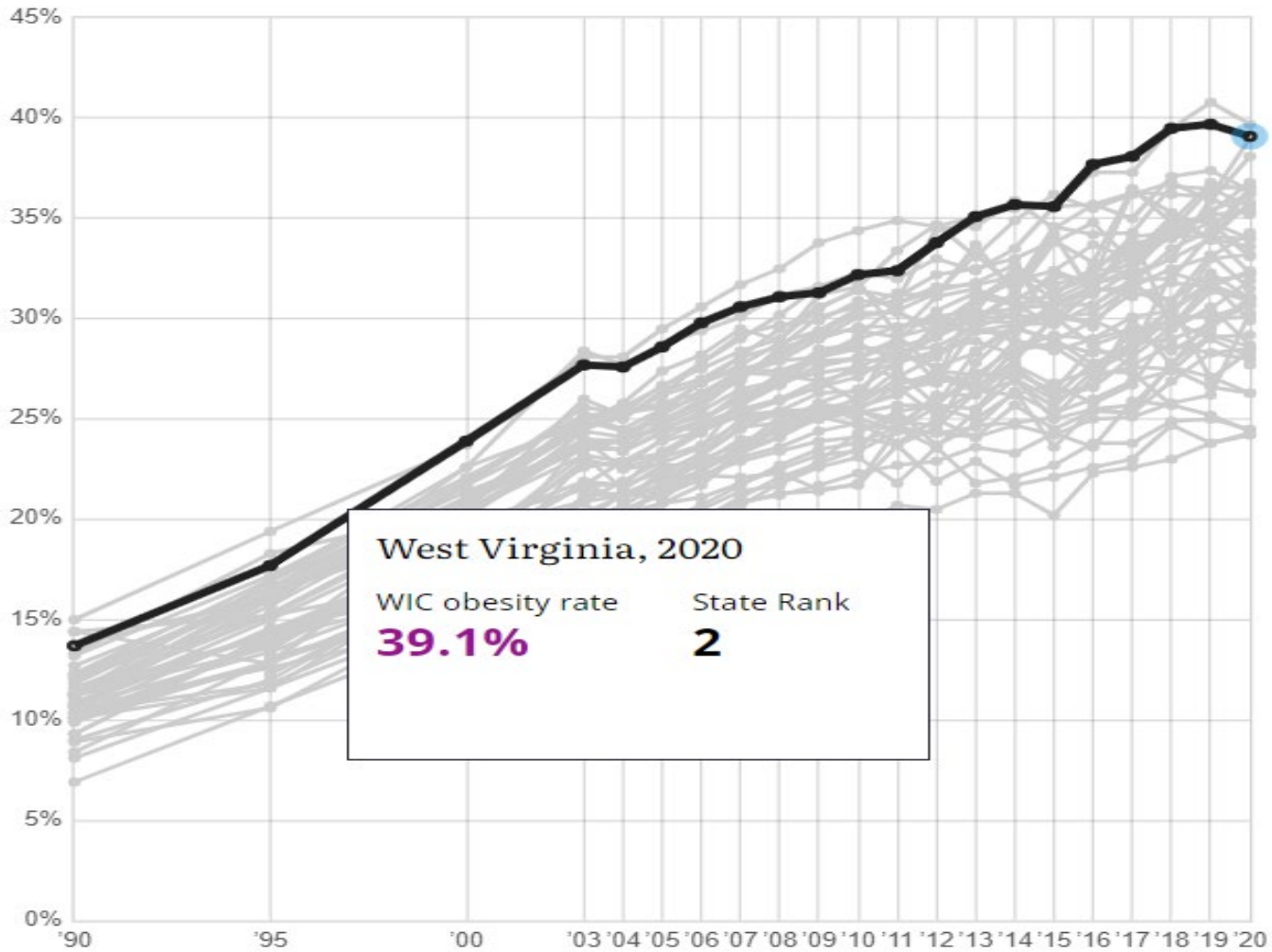
# Mother's Pre-Pregnancy BMI, Percentage of WV Occurrence Births 2019-2021

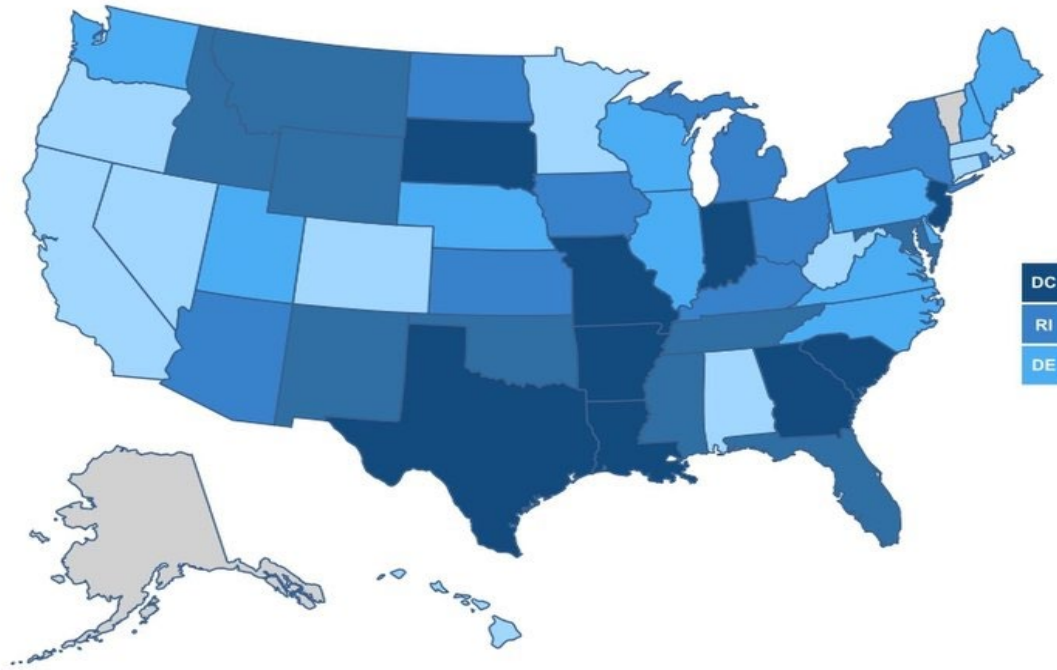


Sources: WV Health Statistics Center, Vital Statistics System  
Note: 2021 Data are preliminary





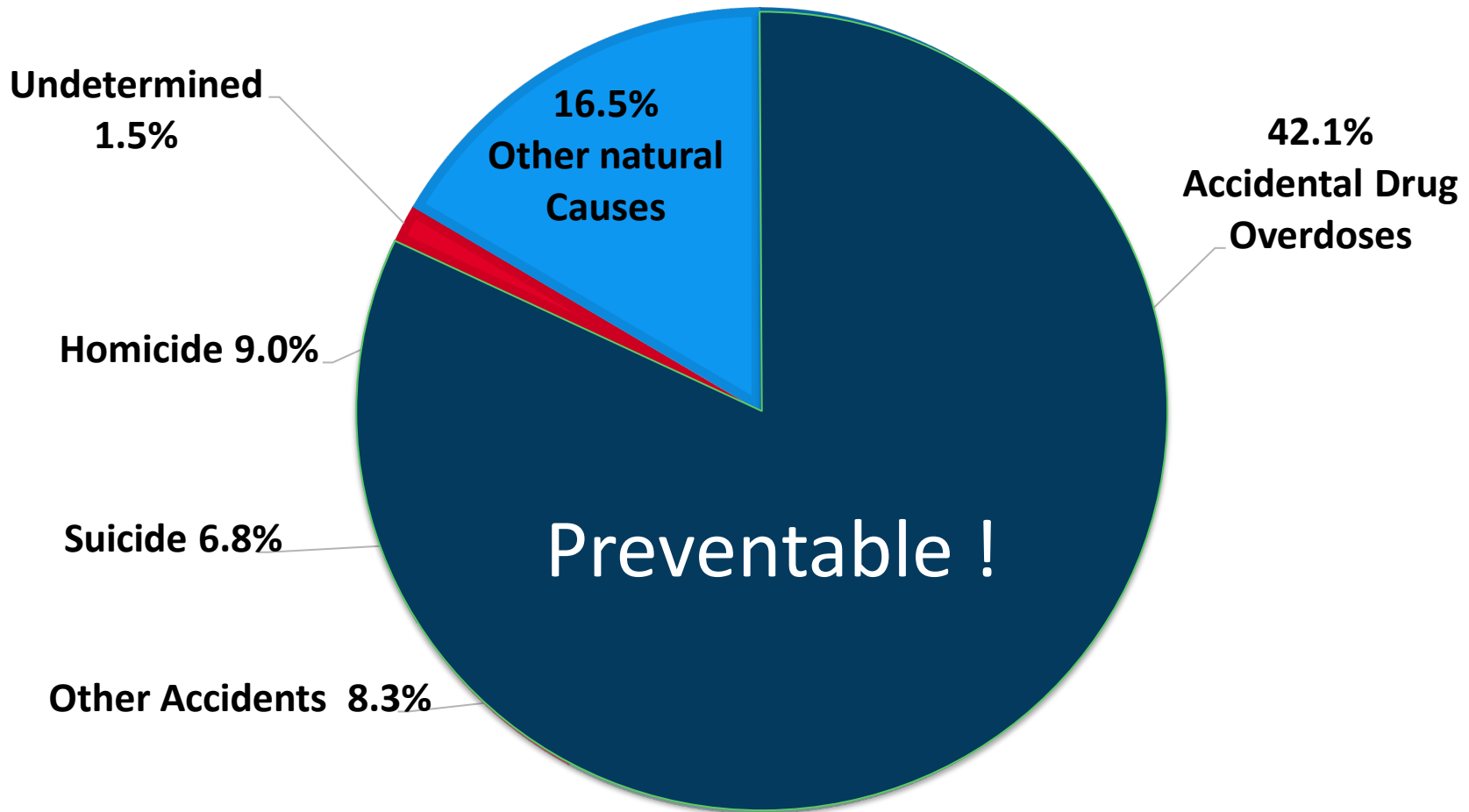




## Maternal Mortality 2015 Rate



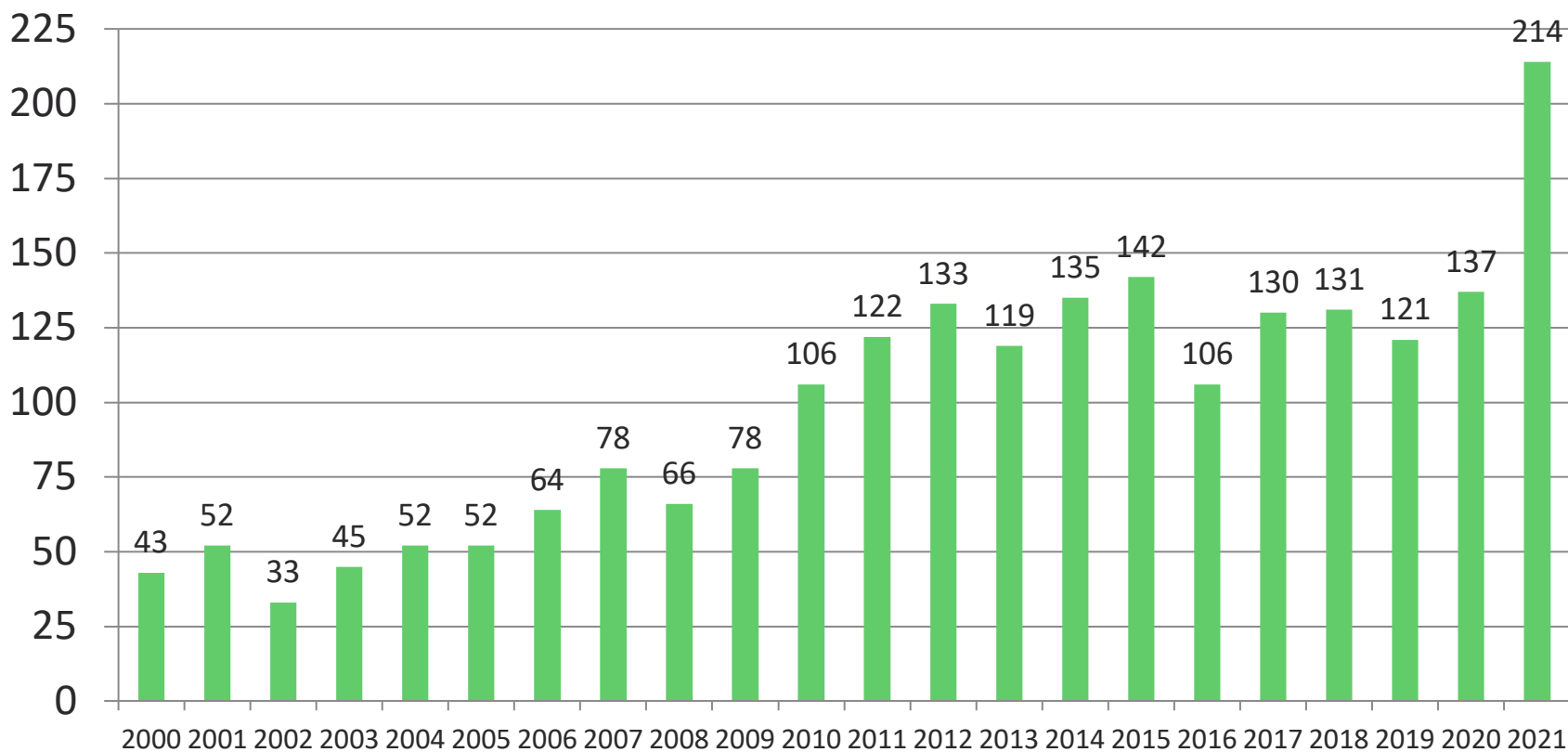
# Causes of Maternal Death, 2017-2021



Source: WV Health Statistics Center, Vital Statistics System  
Note: 2021 Data are preliminary



# Number of Home Births WV Occurrences, 2000-2021



Source: WV Health Statistics Center, Vital Statistics System

Note: 2021 Data are preliminary



# West Virginia home births rise 5% during pandemic

By XENA BUNTON [xbunton@hdmediallc.com](mailto:xbunton@hdmediallc.com) Mar 28, 2022 

*Editor's note: This story has been updated to reflect the facts that certified nurse midwives legally are licensed as advanced practice registered nurses in West Virginia, Ohio and Kentucky; the services of many certified nurse midwives in West Virginia are covered by major insurers, according to the West Virginia affiliate of the American College of Nurse-Midwives; and Kentucky established licensure for certified professional midwives in 2019 and long has licensed certified nurse midwives as advanced practice registered nurses.*

Almost two years after the pandemic started, the Centers for Disease Control and Prevention released data showing COVID-19 impacted births in the United States — including a 5% increase of home births in West Virginia.

The number of women giving birth at home in the U.S. increased by 22% during the first year of the pandemic, according to a research analyst at Quote Wizard, a Seattle-based online service offering insurance quote comparisons. The number of home births began to rise in April 2020, after a steady rate three months prior.

Home births in Ohio and Kentucky increased by 21%. Only New Hampshire saw a drop in home births. The highest increases of home births were 68% in South Dakota and 65% in South Carolina.



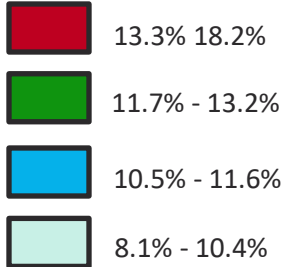
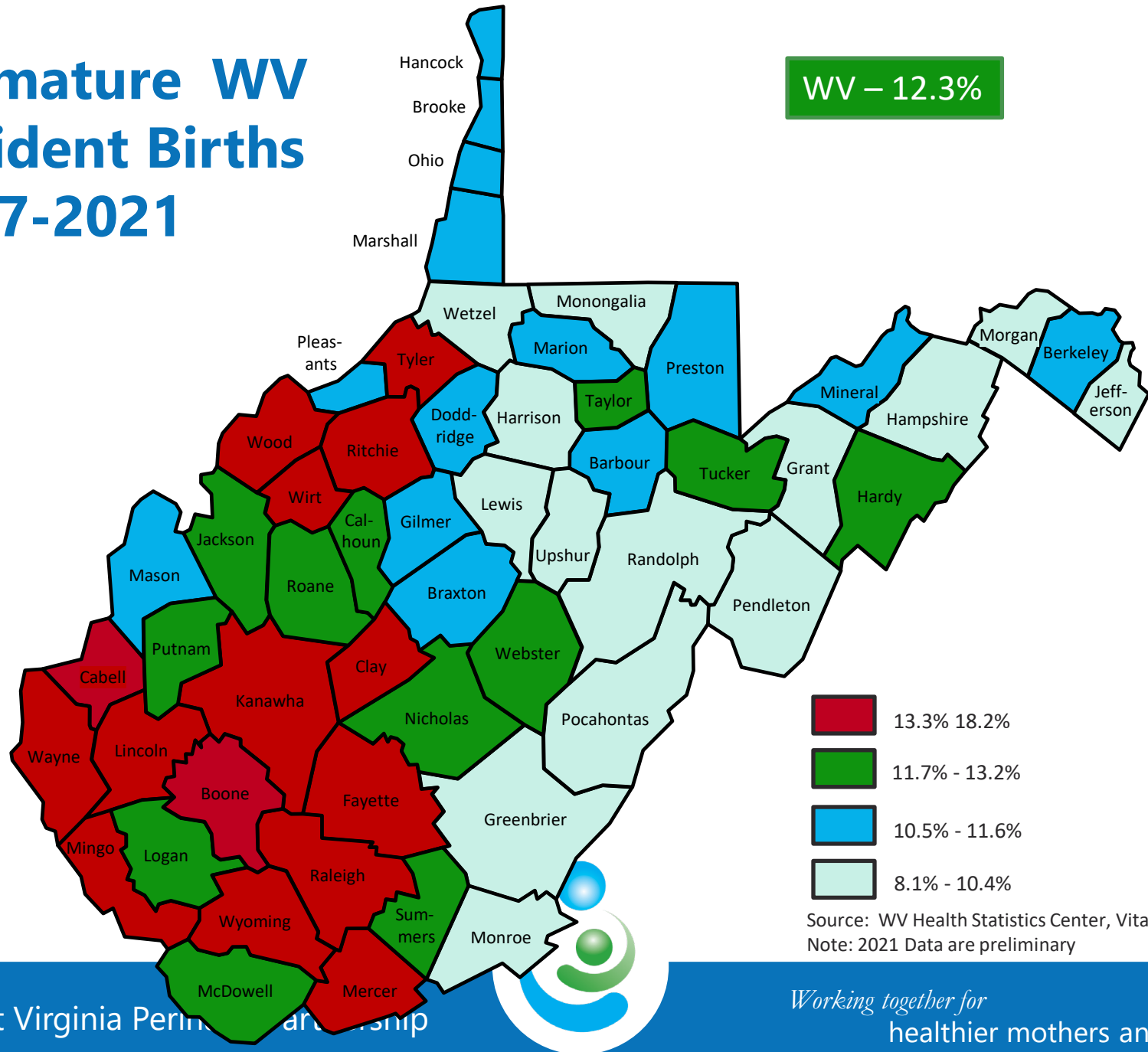


- First Baby Initiative
- Hospital Guidelines and Levels of Care
- Levels of Care Self Assessment
- Breastfeeding
- Child Development Screening



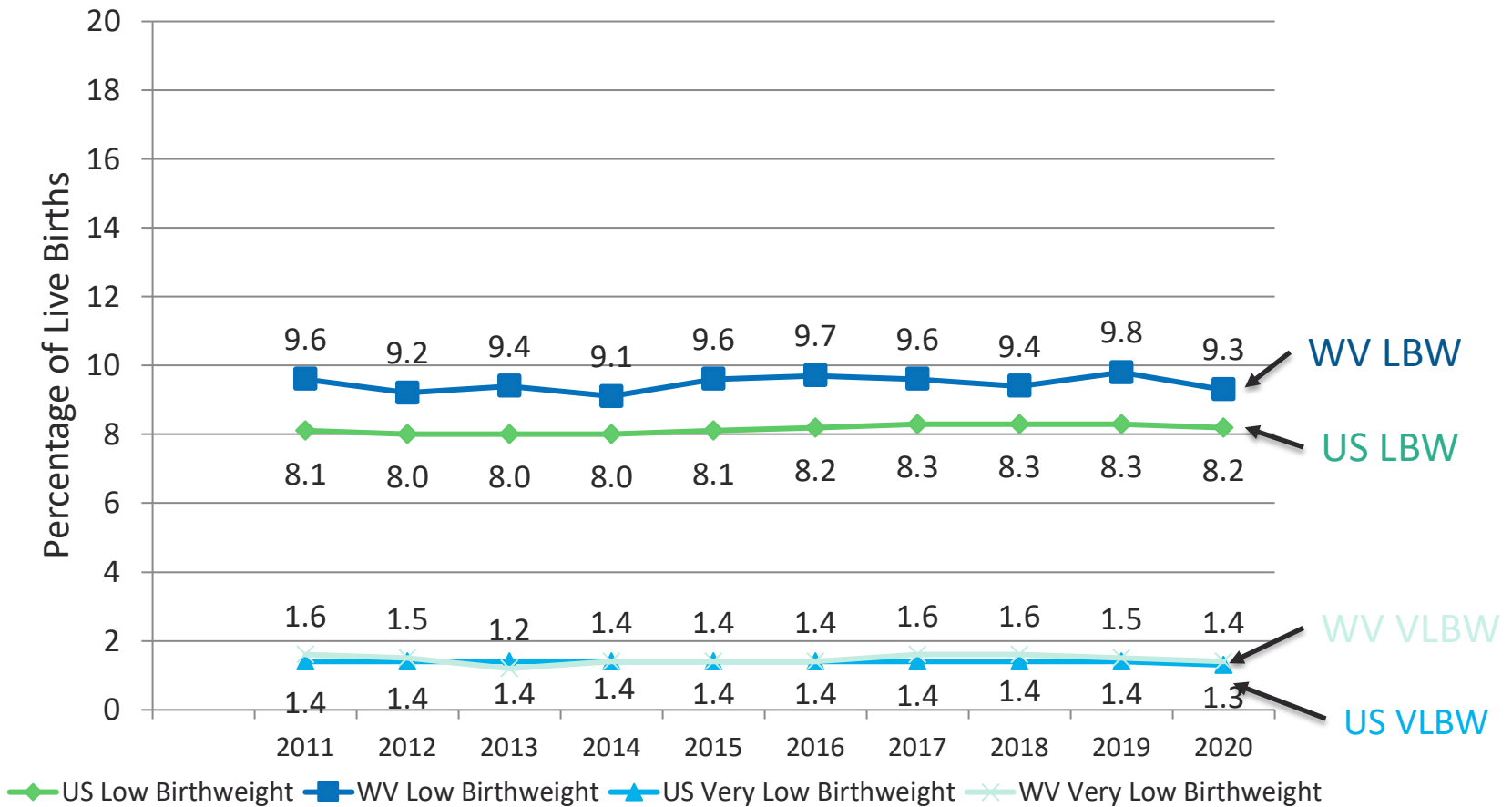
# Premature WV Resident Births 2017-2021

WV – 12.3%



Source: WV Health Statistics Center, Vital Statistics System  
 Note: 2021 Data are preliminary

## Low Birthweight (<2,500 gm) and Very Low Birthweight (<1500 gm), WV Resident Births, 2006, 2011-2020



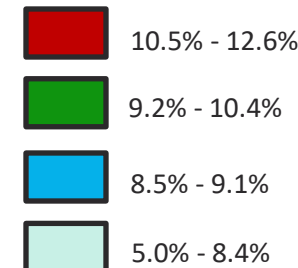
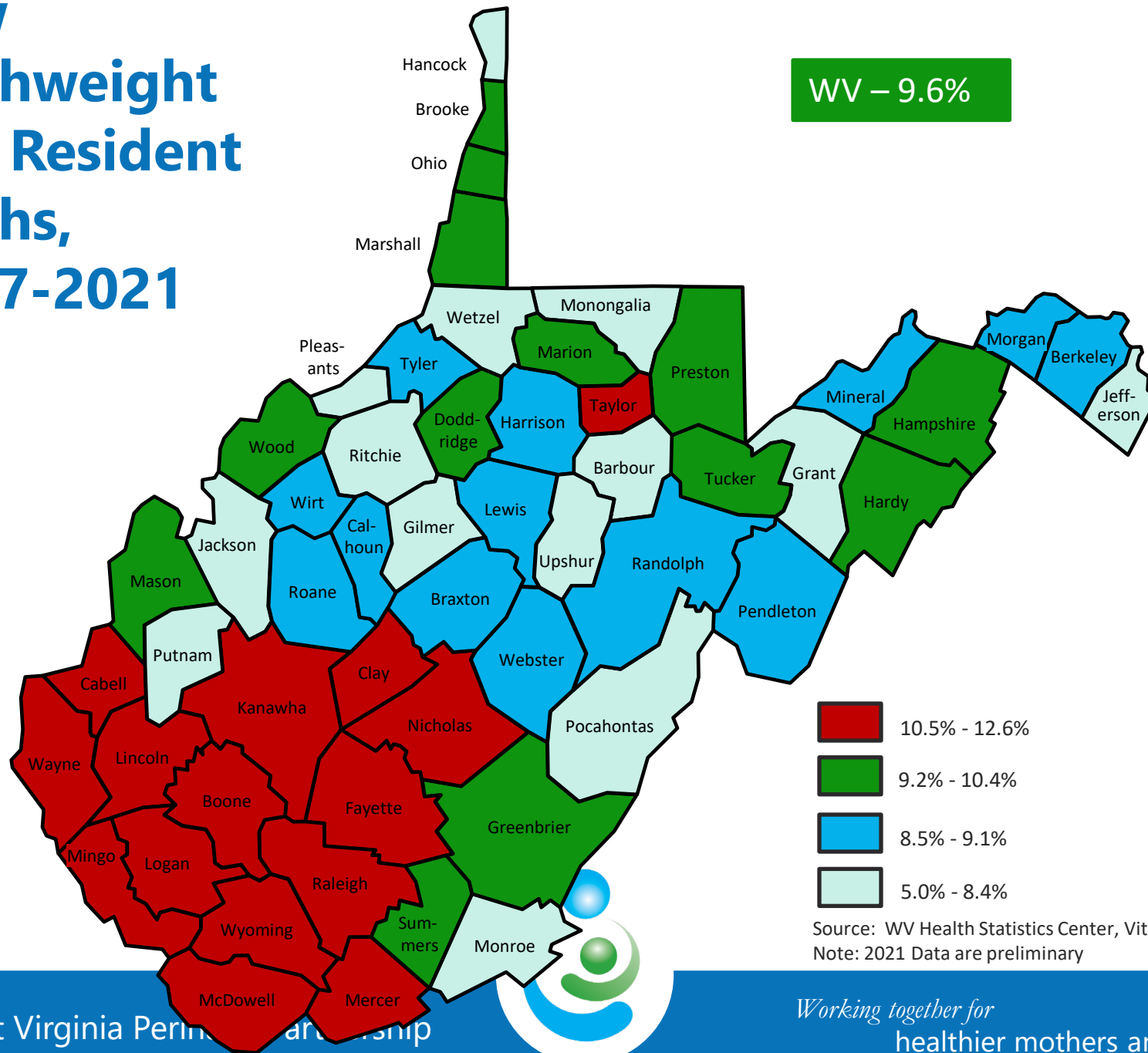
Sources: WV Health Statistics Center, Vital Statistics System  
Centers for Disease Control and Prevention, NCHS





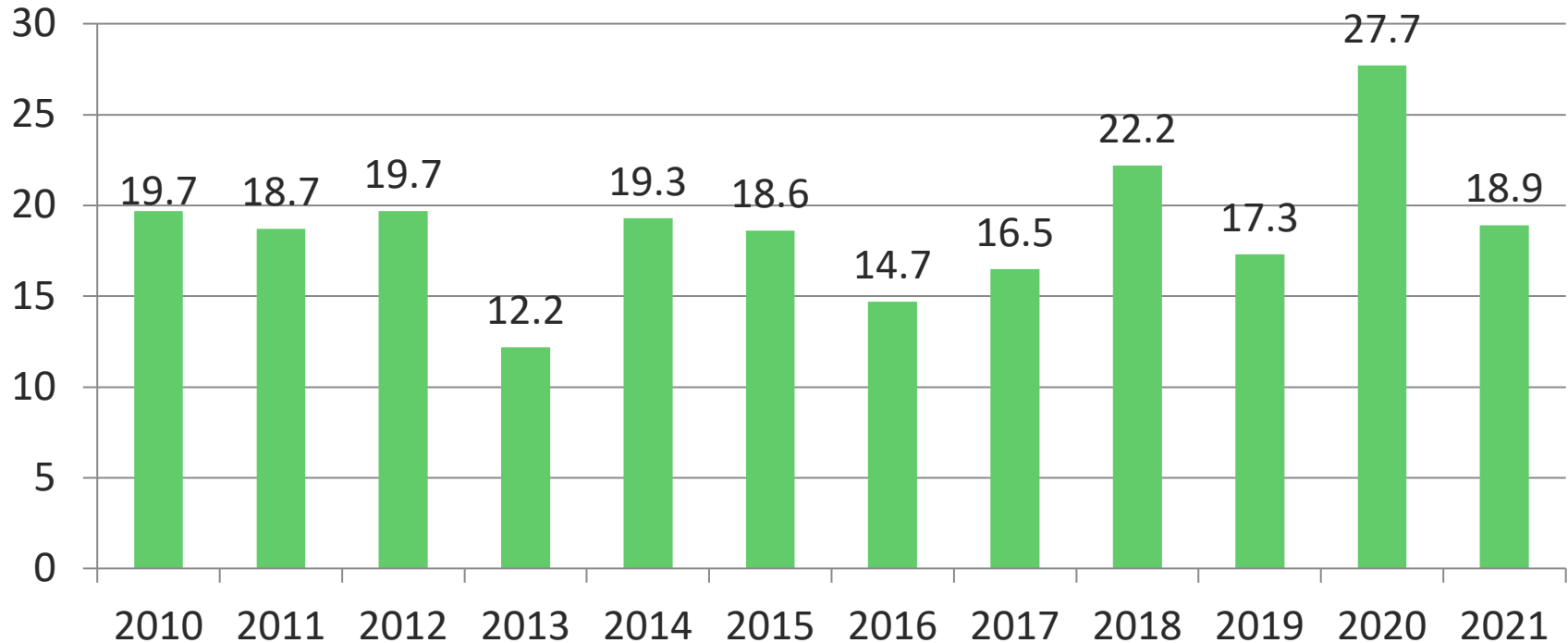
# Low Birthweight WV Resident Births, 2017-2021

WV – 9.6%



Source: WV Health Statistics Center, Vital Statistics System  
 Note: 2021 Data are preliminary

## Percentage of Very Low Birthweight Infants (< 1,500 gm) Born at Non-Tertiary Hospitals, WV Occurrences 2010-2021



Source: WV Health Statistics Center, Vital Statistics System

Note: 2021 Data are preliminary



## WV Very Low Birthweight (< 1500 Grams) Infants By Hospital of Birth, 2019-2021 (Preliminary)

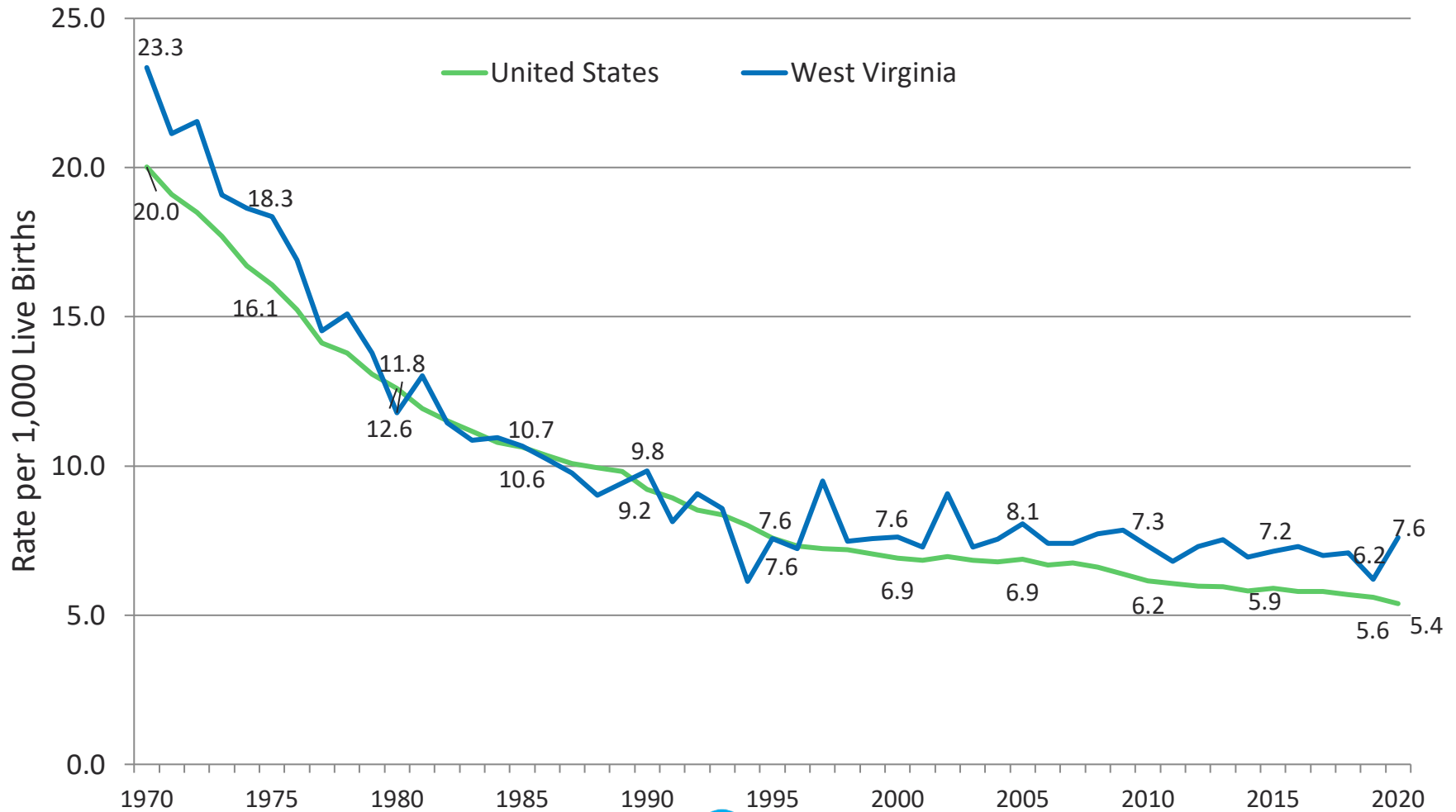
Hospital	2019	2020	2021	Hospital	2019	2020	2021
Berkeley Medical Center	12	20	8	Raleigh General Hospital	1	7	2
Cabell Huntington Hospital	83	69	60	Reynolds Memorial Hospital	2	0	0
Camden-Clark Medical Center	4	9	9	Stonewall Jackson Memorial	2	0	2
CAMC – Women’s & Children’s	69	53	61	Thomas Memorial Hospital	4	5	3
Davis Medical Center	2	3	0	United Hospital Center	4	1	5
Fairmont Regional Medical Center	3	0	0	University Healthcare (Jefferson)	1	1	1
Grant Memorial Hospital	1	1	2	WVU Hospitals, Inc.	91	82	90
Greenbrier Valley Medical Center	0	1	0	Weirton Medical Center	2	0	<del>42</del>
Logan Regional Medical Center	3	0	1	Wheeling Hospital	3	9	4
Monongalia General Hospital	2	2	2				
Princeton Community Hospital	3	4	8	Other Hospitals and Places	7	4	6

Source: WV Health Statistics Center, Vital Statistics System

Note: 2021 Data are preliminary



# Infant Mortality Rates WV and US Residents, 1970-2020



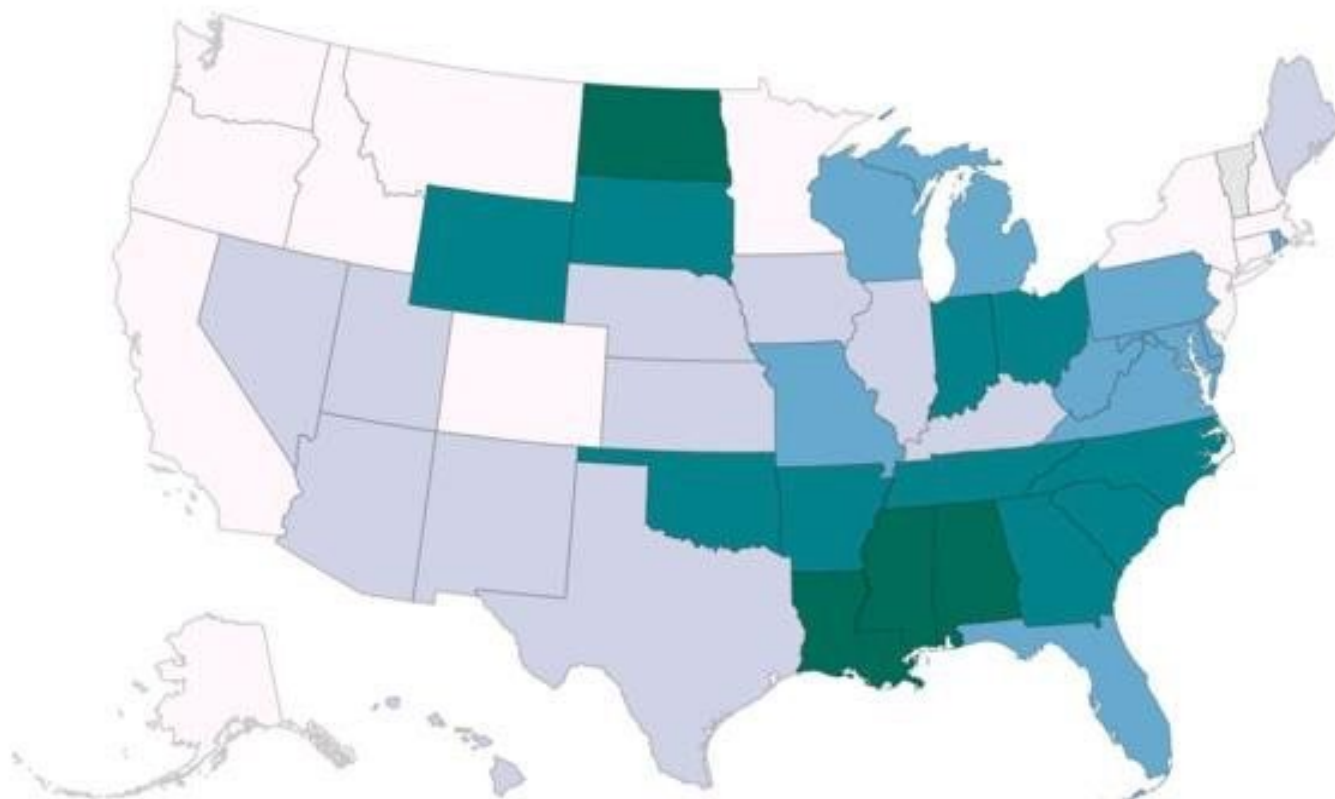
Sources: WV Health Statistics Center, Vital Statistics System  
Centers for Disease Control and Prevention, NCHS



West Virginia Perinatal Partnership

*Working together for*  
healthier mothers and  
babies

# Infant Mortality Rates by State



## Legend

○ 3.07 - 4.89

● 5.76 - 6.37

● 7.14 - 11.46

● 4.89 - 5.75

● 6.37 - 7.12





## Diseases

- Corona Virus Vaccination
- Zika Virus Update
- Critical Congenital Heart Disease





## CDC Covid 19 Community Vaccination Ambassador Program

Social Media posts of State and National videos from healthcare professionals



**"COVID is not over. Don't let it consume you, but also know that there's people like me that have gotten really hurt by it and whose families are affected by it. So please protect yourself. Please get vaccinated."**

—Katie Pederson, a *Labor of Love* guest who survived COVID-19 while pregnant


ACOG

**LABOR of LOVE**



Zika Virus information





- Long-Acting Reversible Contraceptives
- In-Home Visiting
- Oral Health Care
- Quality Care with Cost Containment







**Know Your Options.  
Love Your Birth Control.**

*Ame su metodo anticonceptivo*





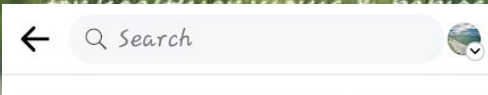
- Lactation Support, Doula care
- Bereavement
- Staff Education
- **SUMMITS!**



# WVBA

## West Virginia Breastfeeding Alliance

for healthier moms & babies



### West Virginia Breastfeeding Alliance

1.3K likes · 1.5K followers




Send Email

Message

Liked



Posts About Photos Mentions



a project of  
West Virginia  
Perinatal  
PARTNERSHIP



### 2022 West Virginia

#### Lactation Education & Training Opportunities

in partnership with:



Lactation Education Resources



IABLE  
Institute for the Advancement of Breastfeeding & Infant Feeding

- Outpatient Breastfeeding Champion Training
- Certified Breastfeeding Specialist
- Primary Care Provider Course
- WV Provider CME Page
- NICU & PICU Breastfeeding Course
- Evidence Based Feeding Course for Hospital Nurses
- FREE & Reduced Price Lactation Continuing Education Recognition Points (LCERPs)

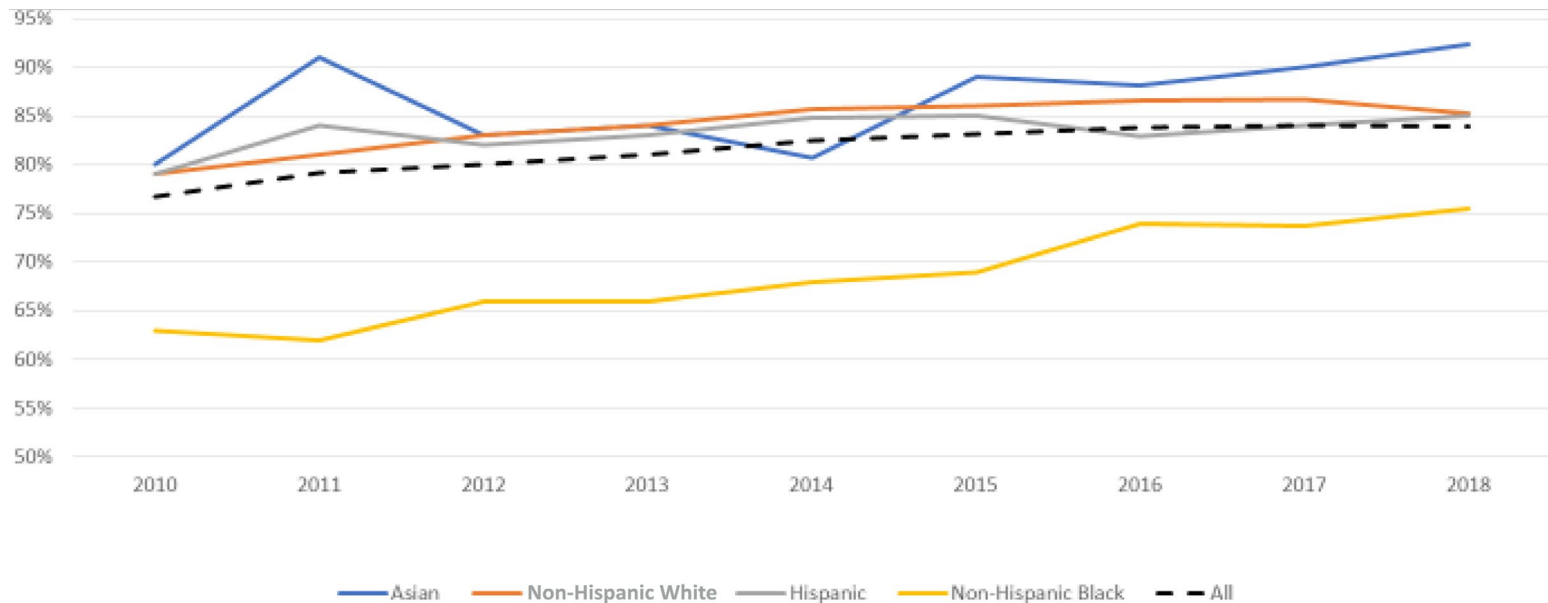
For more information contact Molly McMillion

@ [mmcmillion@osteo.wvsom.edu](mailto:mmcmillion@osteo.wvsom.edu)





Pediatrics. 2022;150(1). doi:10.1542/peds.2022-057988

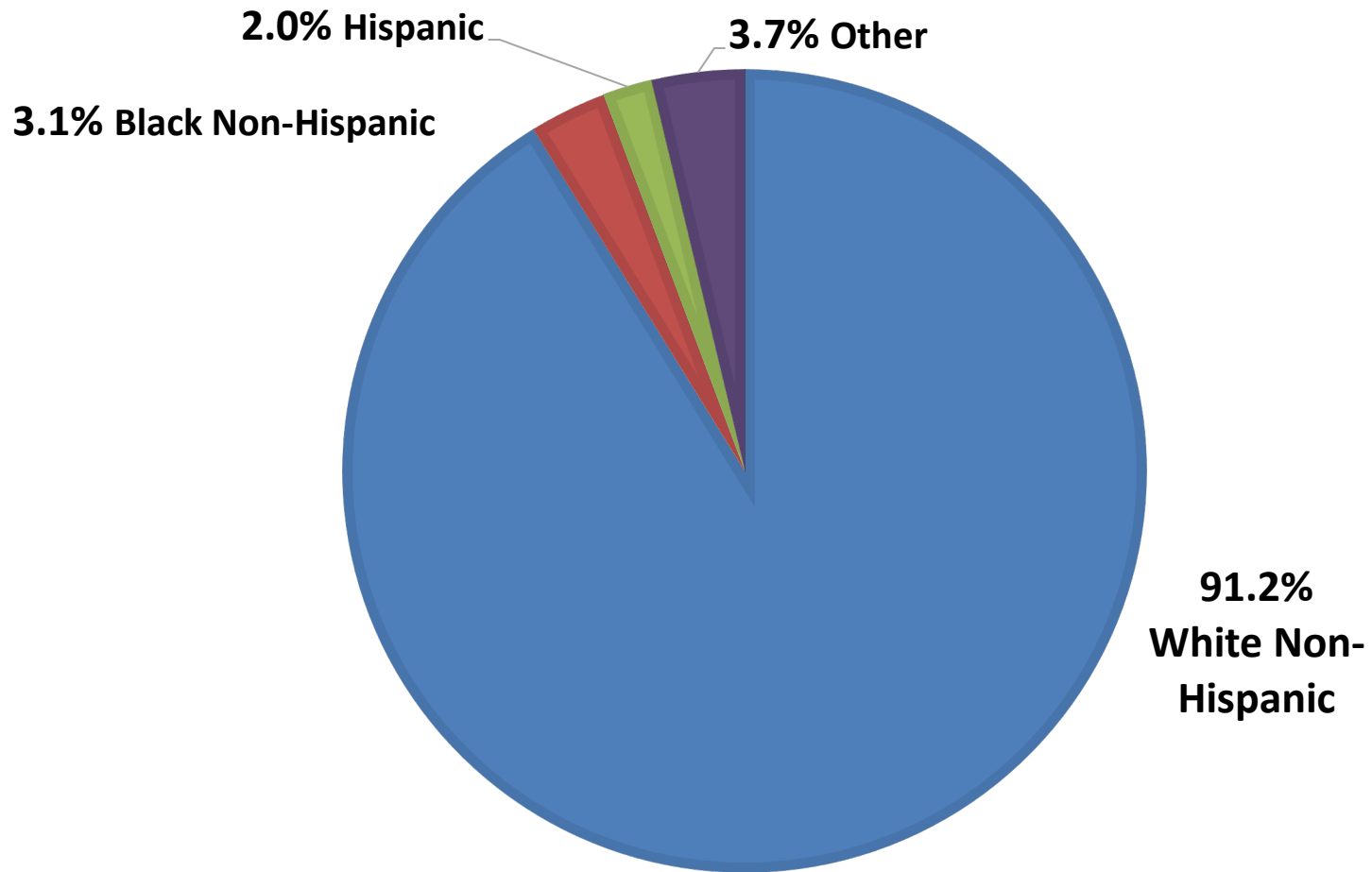


**Figure Legend:**

Any breastfeeding US by race and ethnicity. Centers for Disease Control and Prevention, Department of Health and Human Services, National Immunization Survey (2021). Available at: [https://www.cdc.gov/breastfeeding/data/nis\\_data/rates-any-exclusive-bf-socio-dem-2018.html](https://www.cdc.gov/breastfeeding/data/nis_data/rates-any-exclusive-bf-socio-dem-2018.html). Accessed June 7, 2022



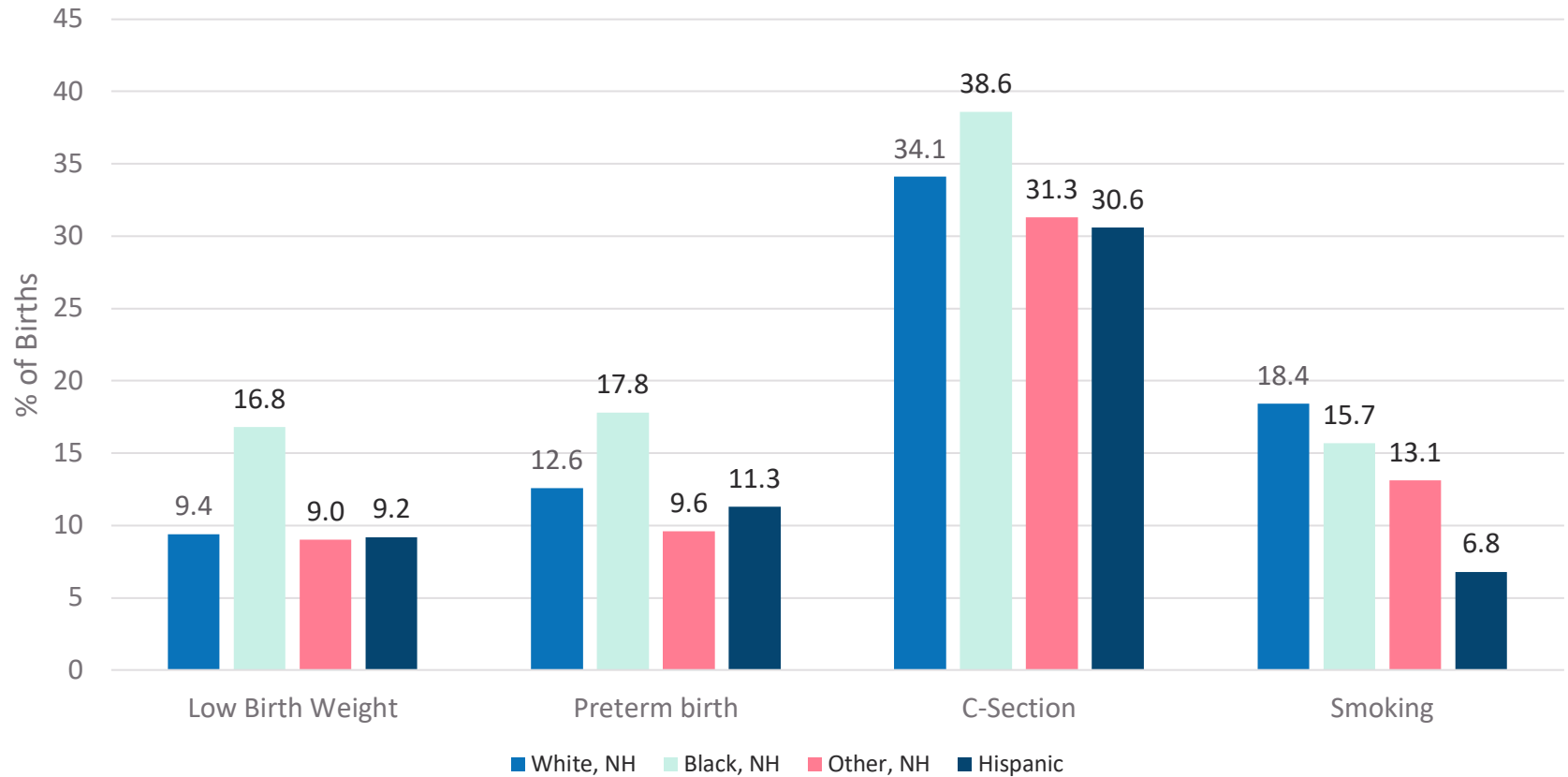
# WV Resident Births by Race and Ethnicity, 2021



Source: WV Health Statistics Center, Vital Statistics System  
Note: 2021 Data are preliminary



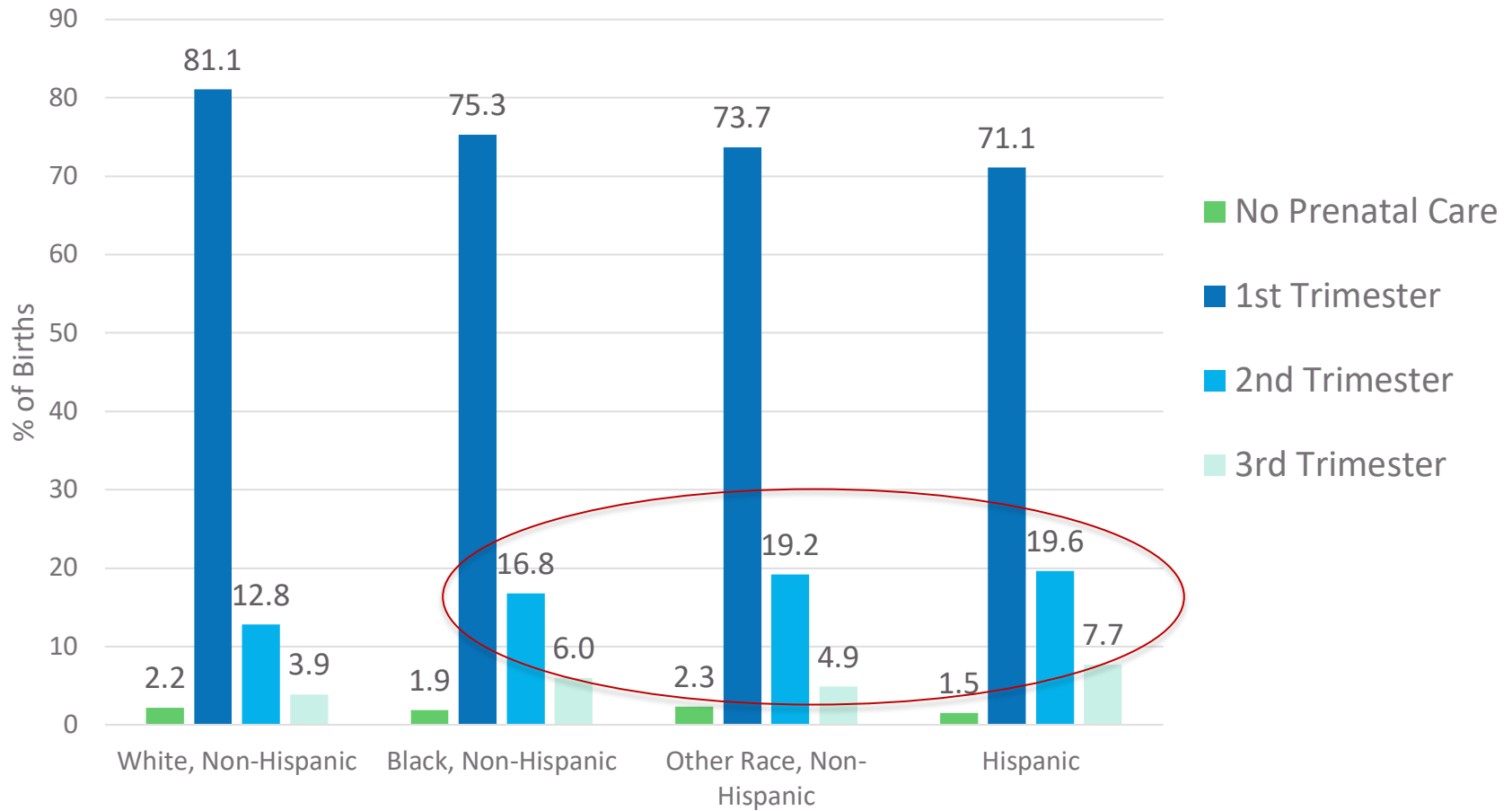
# Selected Birth Data by Mother's Race/Ethnicity, WV Residents, 2021



Source: WV Health Statistics Center, Vital Statistics System  
Note: 2021 Data is preliminary



# Trimester Prenatal Care Began by Mother's Race/Ethnicity, WV Residents, 2021



Source: WV Health Statistics Center, Vital Statistics System

Note: 2021 Data are preliminary



# How training doctors in implicit bias could save the lives of black mothers

Black women are three to four times more likely than white women to die of pregnancy-related causes. Doctors are taking a new approach to the crisis.



Project Implicit

[Log In](#)

[Take a Test](#)

[About Us](#)

[Learn More](#)

[Technical Issues](#)

[Contact Us](#)

[Donate](#)

<https://implicit.harvard.edu/implicit/selectatest.html>



West Virginia Perinatal Partnership

*Working together for*  
healthier mothers and  
babies





- Substance Use During Pregnancy
- Treatment Services for Pregnant Women with Substance Use Disorders
- Help2Quit – Tobacco Cessation Training Project



# Treatment Services for Pregnant Women with Substance Use Disorders



The West Virginia Perinatal Partnership releases a new interactive map to identify where pregnancy-friendly behavioral health programs are located in West Virginia.



# DRUG FREE MOMS AND BABIES PROJECT

---

An integrated, comprehensive maternity and behavioral health care model

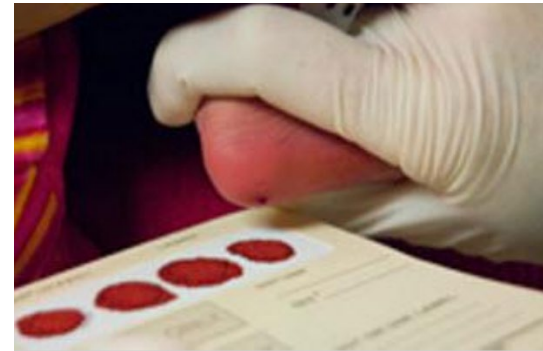




Umbilical Cord Tissue Study  
2009

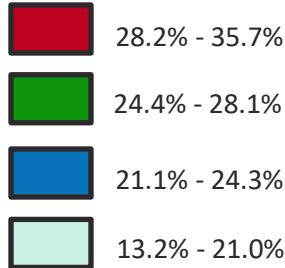
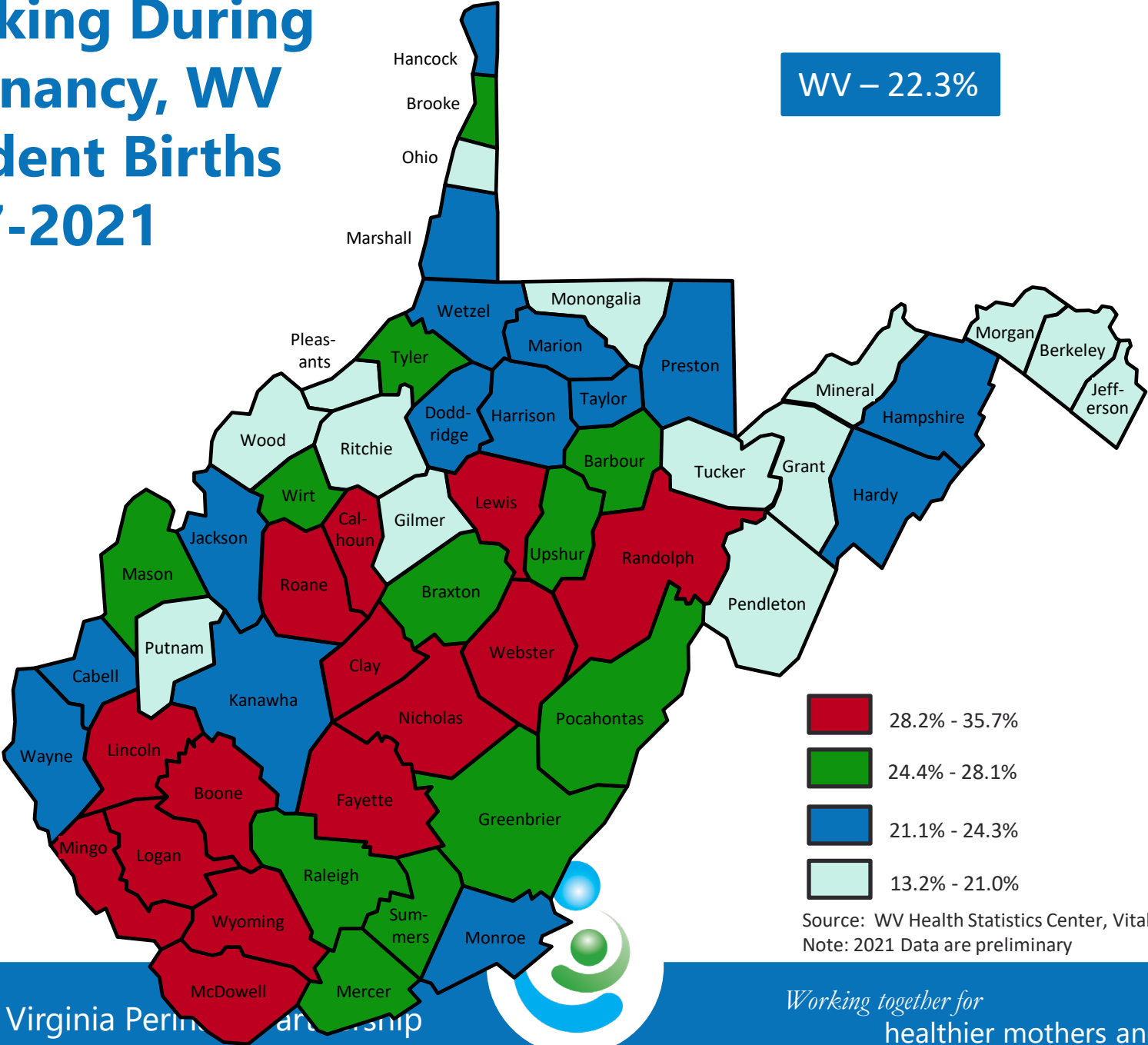
## About 8 percent of West Virginia babies are exposed to alcohol shortly before birth

Thursday, February 20, 2020



# Smoking During Pregnancy, WV Resident Births 2017-2021

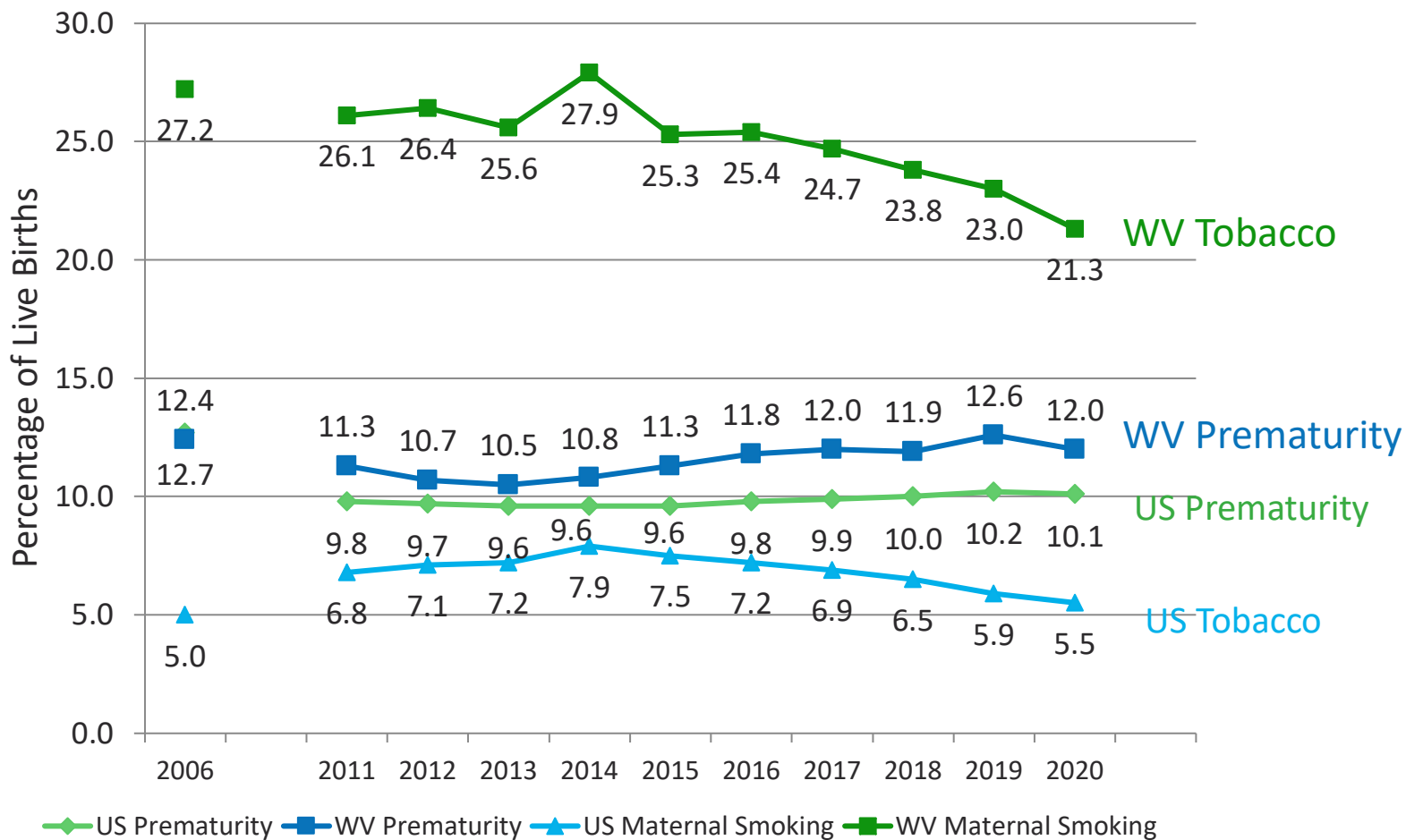
WV – 22.3%



Source: WV Health Statistics Center, Vital Statistics System  
 Note: 2021 Data are preliminary



# Prematurity (<37 weeks gestation) and Maternal Smoking, WV Resident Births, 2006, 2011-2020



Sources: WV Health Statistics Center, Vital Statistics System  
Centers for Disease Control and Prevention, NCHS



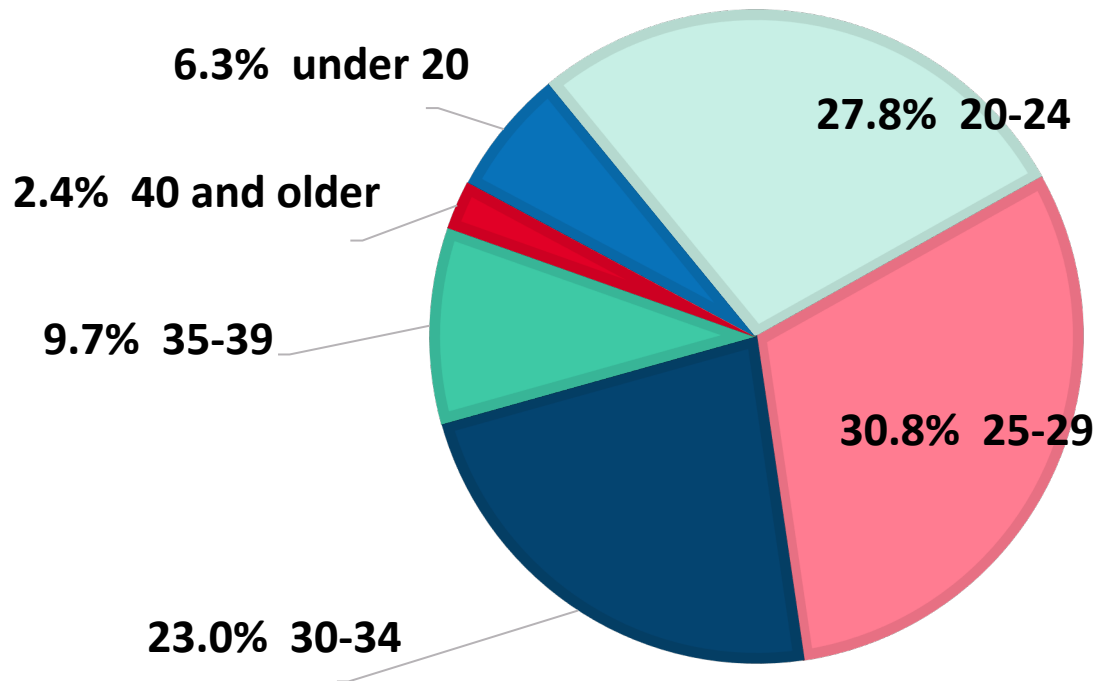
# What's on the Horizon?



West Virginia Perinatal Partnership

*Working together for*  
healthier mothers and  
babies

# WV Resident Births by Maternal Age, 2021



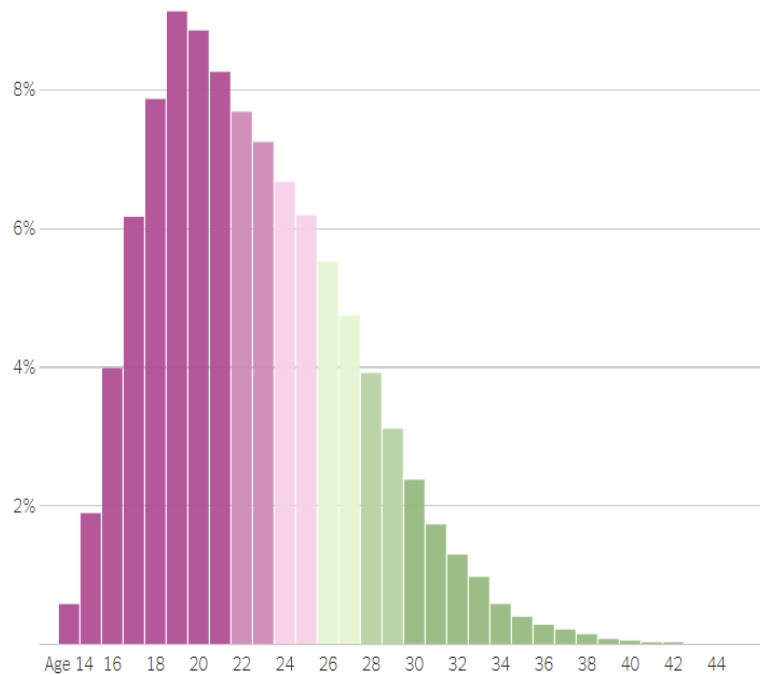
Source: WV Health Statistics Center, Vital Statistics System  
Note: 2021 Data are preliminary





# Shift in Age of First Time Mothers

Ages of first-time mothers in **1980**



Ages of first-time mothers in **2016**

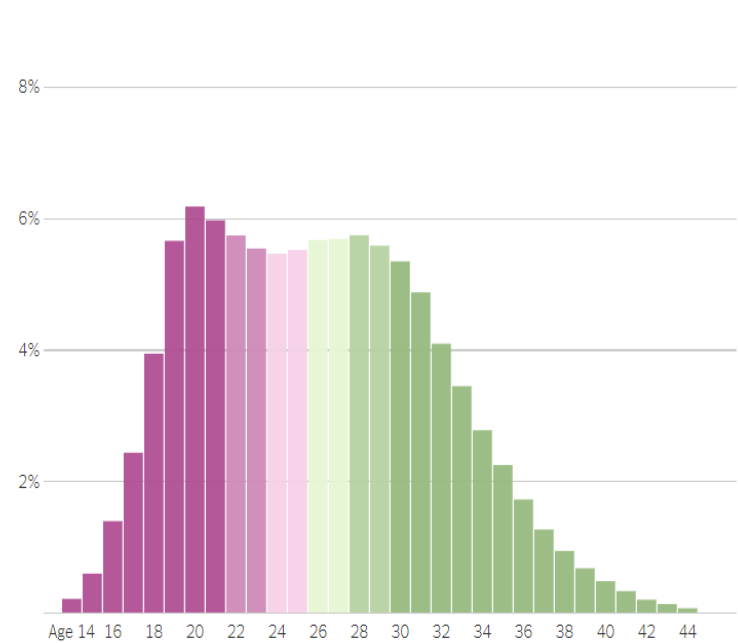



































Figure 2

## Example comparison of visit schedules using traditional vs. telemedicine models of prenatal care

Program Type	1 <sup>st</sup> Visit	Weeks Gestation														Postpartum
	12	16	20	24	28	30	32	34	36	37	38	39	40			
Traditional* Prenatal Care																6 weeks: 
Prenatal Care with Telemedicine																1 week:  6 weeks: 

 = In-person visit

 = Virtual visit via telemedicine

NOTES: \*Traditional models of prenatal care recommend 1 visit/month until 28 weeks, followed by 1 visit/2 weeks from 28-36 weeks, and 1 visit/week from week 35 until delivery. Prenatal care models using telemedicine vary in how many visits they recommend. "Virtual visits" may be with an obstetrician, advance care practitioner or nurse depending on the program, and may be conducted via video or phone.

SOURCE: Figure based off the prenatal care model ([OB Nest program](#)) at the Mayo Clinic.



National Maternal Mental Health Hotline

HRSA

For Support, Understanding  
CALL OR TEXT 1-833-  
Free - Confidential -

### Potential Signs of an Eating Disorder

Personal  
e levels

ground  
nce of  
ng

# WV RMOMS Collaborative



# Questions?

---

**Visit us at: [wvperinatal.org](http://wvperinatal.org)**

West Virginia Perinatal Partnership



*Working together for*  
healthier mothers and  
babies